

ZIENTZIA AZOKA 2021-2022

TITLE OF THE PROJECT: Poverty

GROUP'S NAME: Mapua

STUDENS' NAMES:

Aritz Agirresarobe,
Maialen Garcia,
Aya El-Khomsi
Urko.Perez



SUMMARY:

Our project aims to understand the impact of poverty in our county and in our village. For this reason, we have researched the data available online (reports from charities, the Council of Municipalities,...) and we have contrasted them with the daily experience provided by the social worker of the town council.

HYPOTHESIS

Is there more poverty in Elorrio than in the rest of the Basque Country?

DEFINITION OF POVERTY

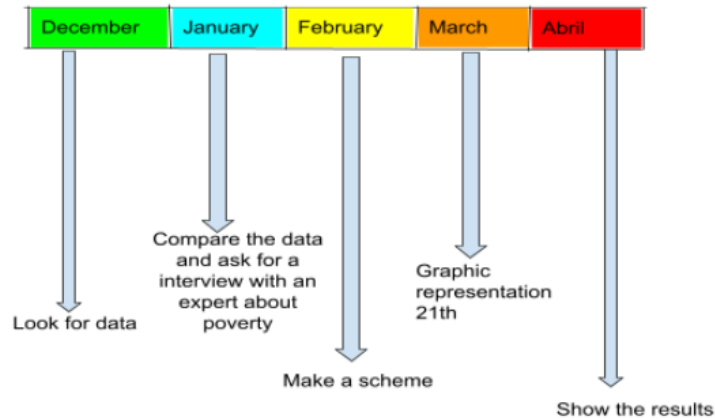
Poverty is about not having enough money to meet basic needs including food, clothing and shelter.

Poverty is based on three points.


- 1) Exclusion of certain households or individuals from the normal way of life, customs and activities of the country in which they live. Ways of life that are considered minimally acceptable in the society concerned. Framework of the European Economic Community.
- 2) Two phenomena: maintenance poverty, insufficient household income to minimally cover the basic expenses of housing, food, clothing and footwear, as well as other ordinary expenses. Poverty of accumulation, precarious situation. Related to the characteristics of the dwelling and its equipment.
- 3) Covert forms are those that affect already constituted households. More covert forms are those that affect potentially independent family units.

MATERIALS AND METHODS

To start with, we organized the work to be carried out during the project



We have used the following resources to carry out this research project:



Resources online:

- Caritas` report
- the report from the Community of Municipalities
- Elorrio Town Council

Resources in person

- interview with the social worker of the town hall

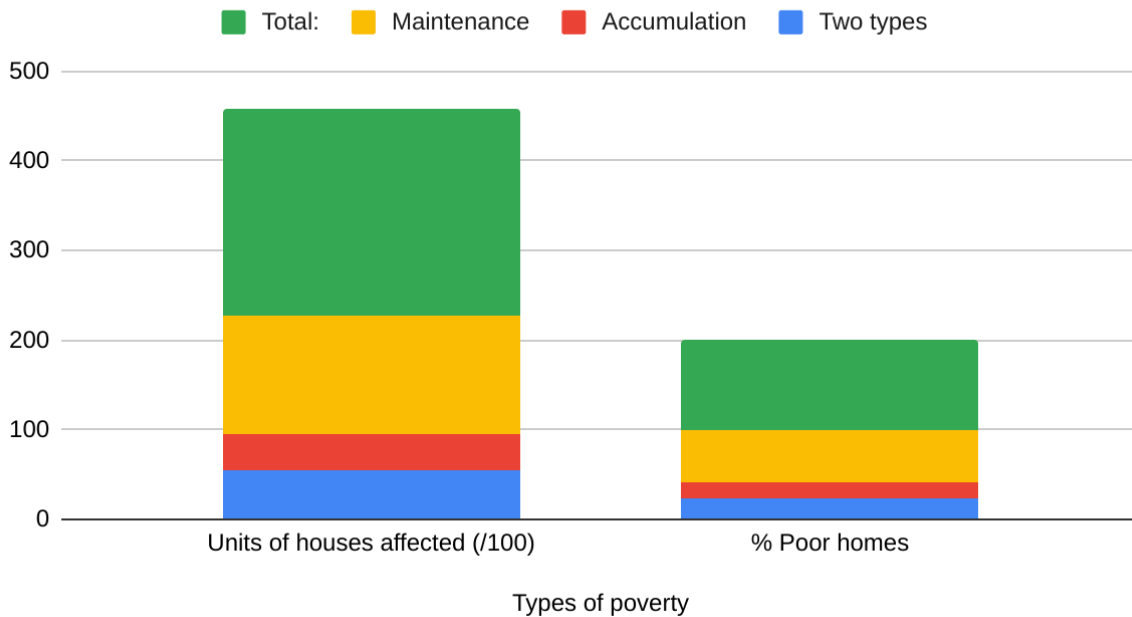
Procedure

1. First we started searching for definitions of some concepts related to the topic
2. We started searching for data about the Basque Country (including Elorrio)
3. We collected that information and we started making graphic representation of it
4. We conducted interviews with people who are knowledgeable about the topic

RESULTS

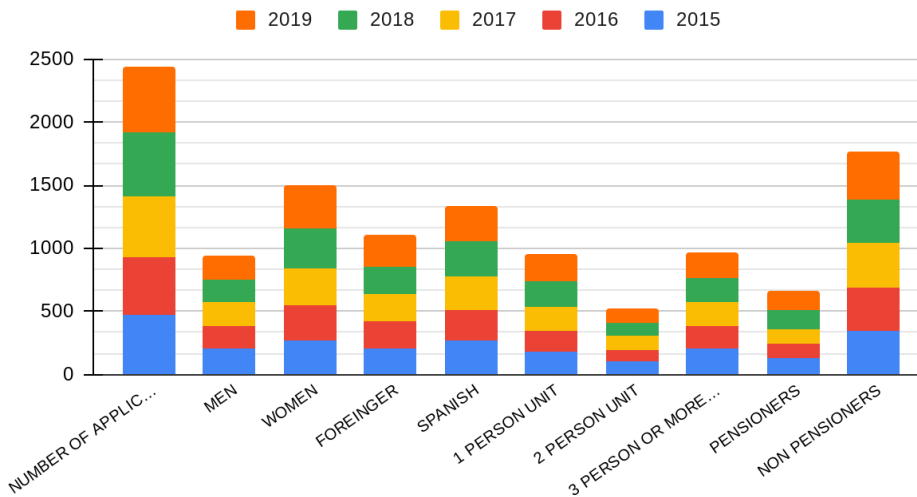
The following graphs summarize the most relevant information on this subject.

Poor houses in all the Basque Country (2019)

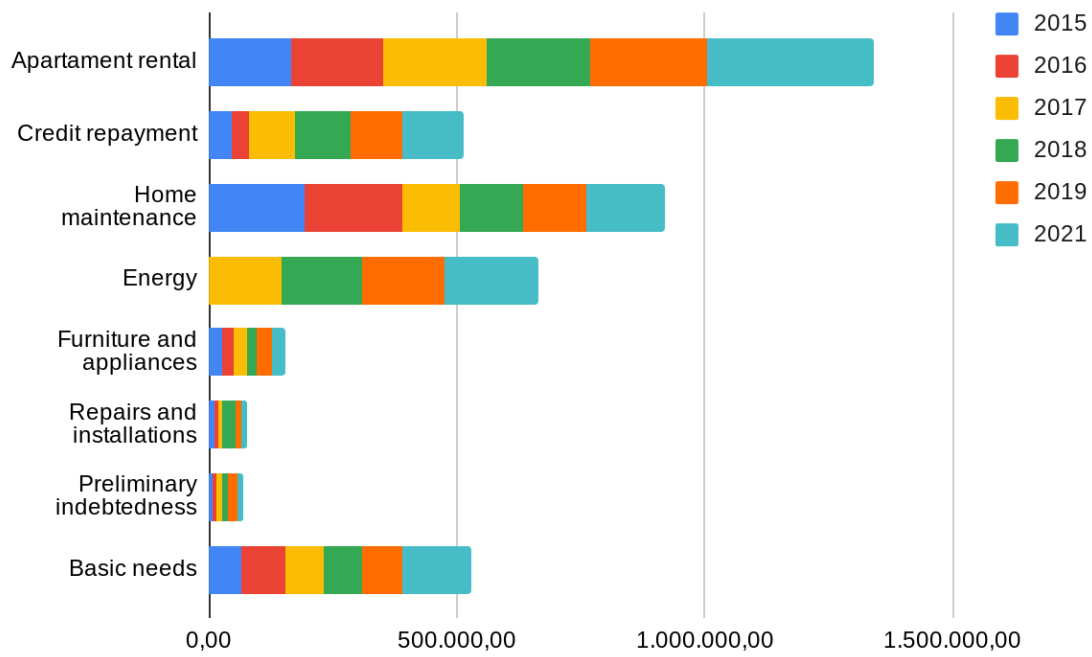


In this graphic we can see that most of the people are poor because of the maintenance. After the maintenance, people are poor because of the two types, accumulation and maintenance. Less people are poor because of the accumulation.

The evolution of social emergency aid

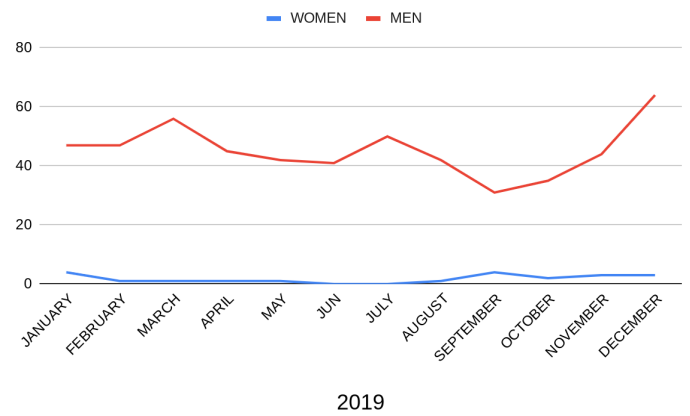
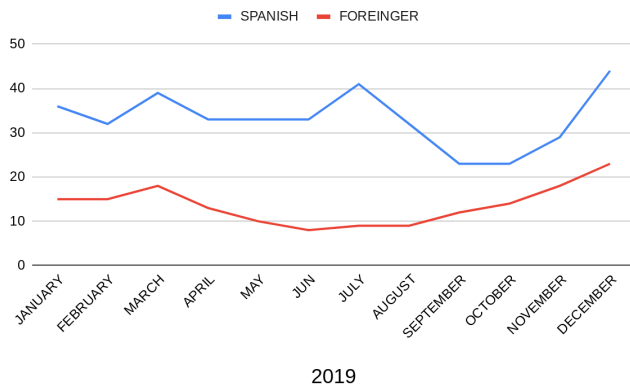


In this graphic we can see the money that was given to different people.

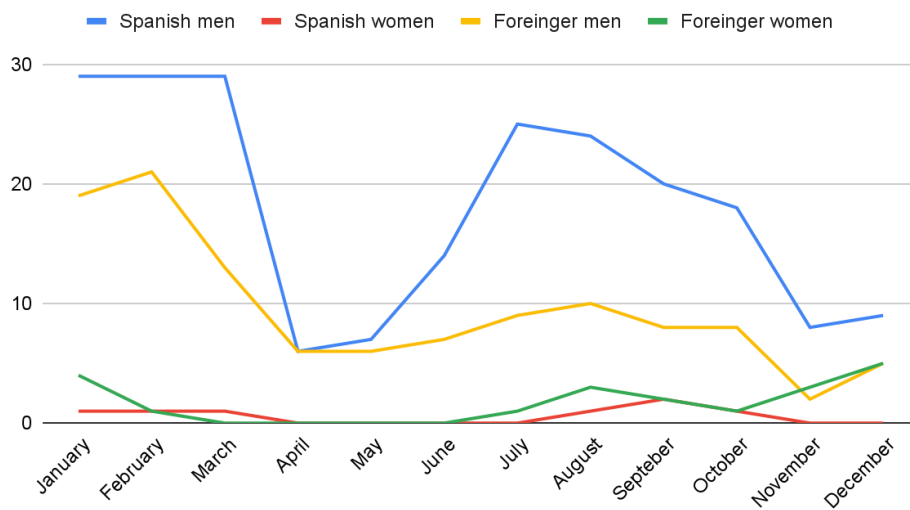


In this graphic we can see what the money was used for.

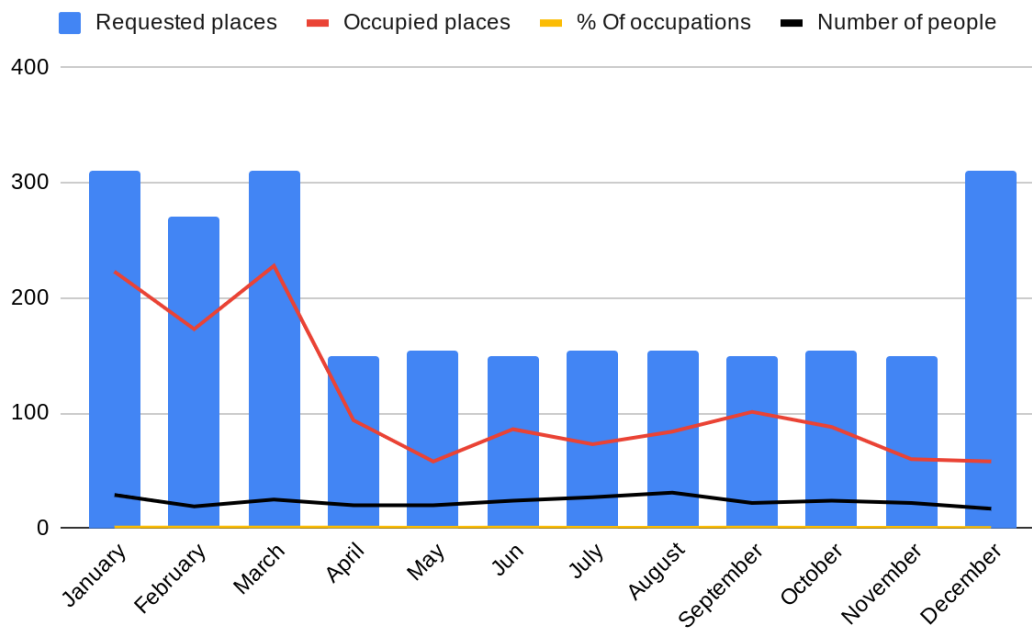
USE THE NIGHT RECEPTION SERVICE



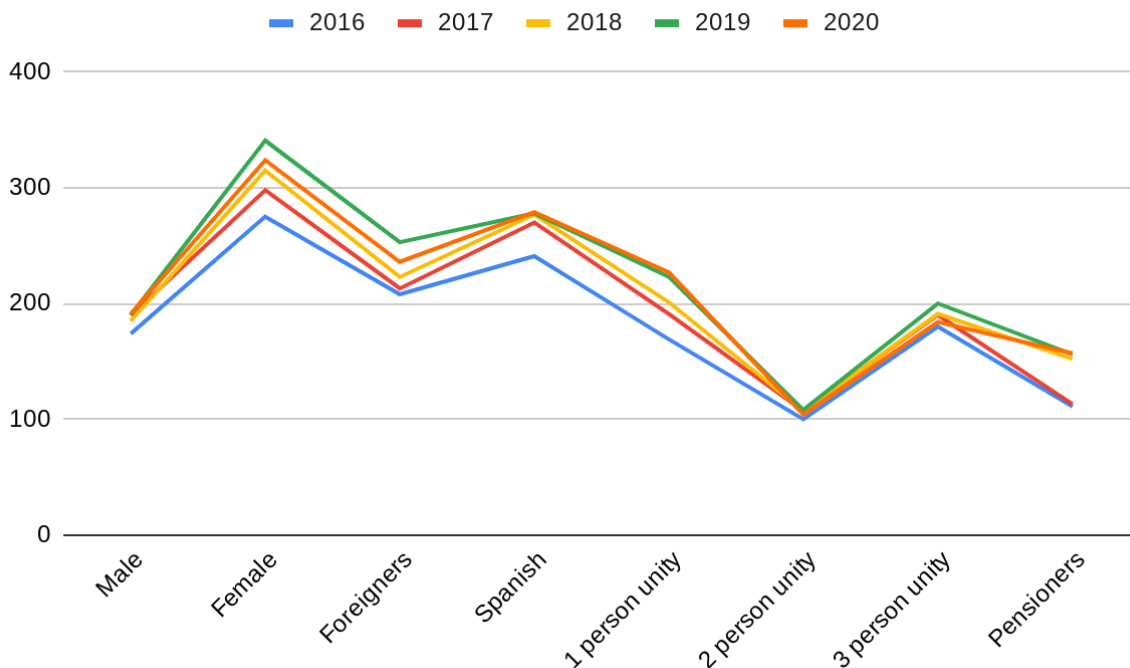
PEOPLE WHO HAS USED THE NIGHT RECEPTION SERVICE IN 2020



IN 2021



SOCIETY SUPPORT FOR EMERGENCIES SOUGHT



Just to mention some of the highlights of this graph, it is worth noting that women have needed more social assistance than men and that the myth that foreigners get most of the social assistance does not hold true with the observed data.

CONCLUSIONS:

The results were what we expected. Now because of covid-19 there is more poverty than before, people have become poorer, people have become unemployed and have not been able to earn a salary. That is to say, more people have asked for financial help for their daily lives, to buy food, to pay rent, etc. And more money is used to help poor people.

If we had to do this project another time, we will compare the poverty from the Basque country with the poverty from other countries.

ACKNOWLEDGMENTS

We would like to thank Elhuyar for giving us the opportunity to participate in Zientzia Azoka.

We would also like to thank Eneritz Onaindia Gerrikabeitia for agreeing to be our mentor and for helping us to solve the problems we have had in our project.

BIBLIOGRAPHY:

https://bideoak2.euskadi.eus/2021/03/17/news_67587/PPT_aurkezpena.pdf

(last seen 04/05/2022)

https://bidesari.org/wp-content/uploads/2020/03/Informe-Foessa-Euskadi_cas.pdf

(last seen 04/05/2022)

<https://www.caritas.es/producto/pobreza-y-marginacion/> (last seen 04/05/2022)

<https://www.ikusmirak.eus/es/zerbitzuan/de-3-300/> (last seen 04/05/2022)

<https://www.euskadi.eus/estadistica/tablas-estadisticas-de-la-encuesta-de-pobreza-y-desigualdades-sociales-epds/web01-a2gizar/eu/> (last seen 04/05/2022)